

MuzicTrain Ukulele Lesson

Week 1: March 17th, 2023

Ukulele Anatomy

- Head (like a baby, want to be very careful)
- Body
- Tuners – don't play around with them too much
- Strings (G, C, E, A)
- Frets
 - o Important frets – marked by dot

Naming the strings

- o My dog has fleas
- o G, C, E, A – make up acronym (Goats, Can, Eat, Apples)

Tuning the uke

- Use online tuner
- G, C, E, A (traditional)

Fret Game

- Find the fret number as fast as you can!

Prepping the fret board


- o C, F, G chords

Strum Game:

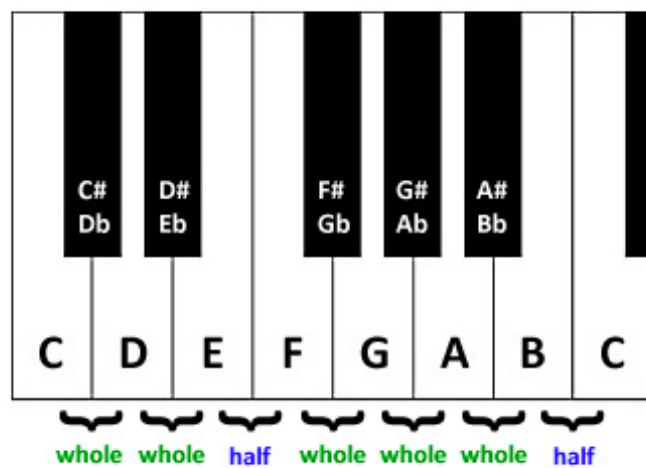
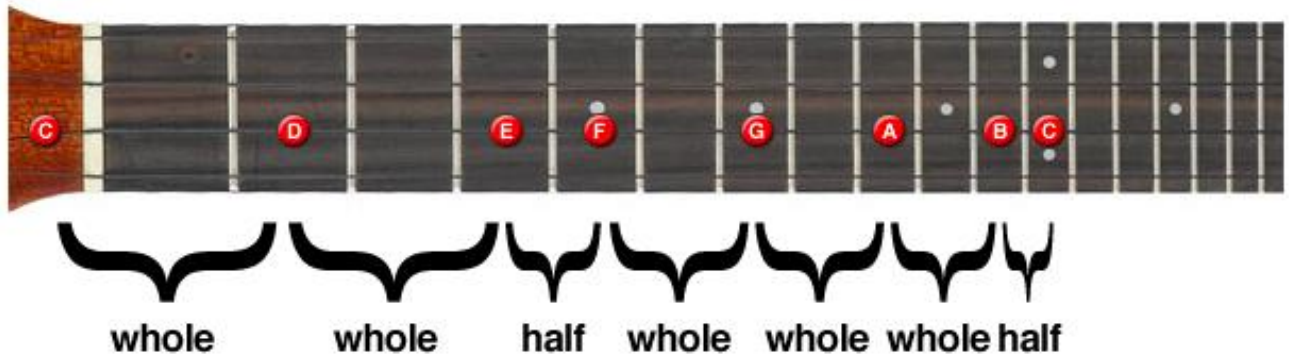
- Strum on specific counts
- 4/4 time
 - o Start on beat 8
 - o Beat 4
 - o Beat 2
 - o Every beat
- 6/8 time
 - o Beat 6
 - o Beat 3
 - o Every beat

C Major Scale:

- Notes: C D E F G A B C



- 2nd string
 - o Open, 2, 4, 5, 7, 9, 11, 12



Major scale and the interval pattern

- Whole, whole, half, whole, whole, whole, half

- Whole notes except between the 3rd and 4th scale degree and the 7th and 8th scale degree
- Once we know the pattern we can start on any note and learn the major scale!

C Major Scale Across the Fret Board

C Major Scale: Position #1



- o Start on 2nd string
- open 2nd (C), C2, open 3rd (E), E1, E3, open 4th (A), A2, A3
- Playing in different positions up the fret board
 - o Using all 4 strings instead of just 1 makes it easier to play quickly
 - o Nicer hand position

C Major Family

- A uke chord family is made up of 6 main chords
- Identified by roman numerals
- I: C, ii: Dm, iii: Em, IV: F, V: G or G7, vi: Am
- Each chord family is named after the I chord also known as the root
- Songs that draw their root from this set are in the key of C

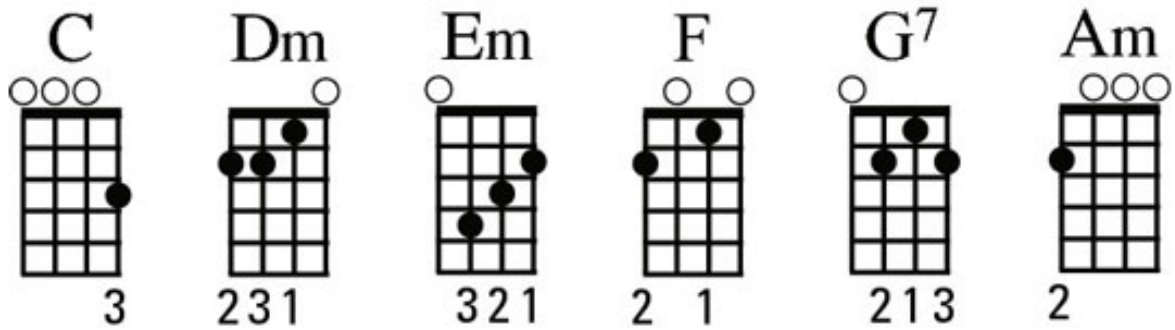


Diagram of the C chord family.

Intro Strumming Patterns

Strumming Pattern #1: d-d-d-d

- In 4/4 time = ta-ta-ta-ta
- o Using quarter notes



Strumming Pattern #2: du-du-du-du

- In 4/4 time = titi-titi-titi-titi
- 1 & 2 & 3 & 4 &
- o Two 8th notes make a titi which is also equal to the value of a quarter note

Strumming Pattern #3: d-du-d-du

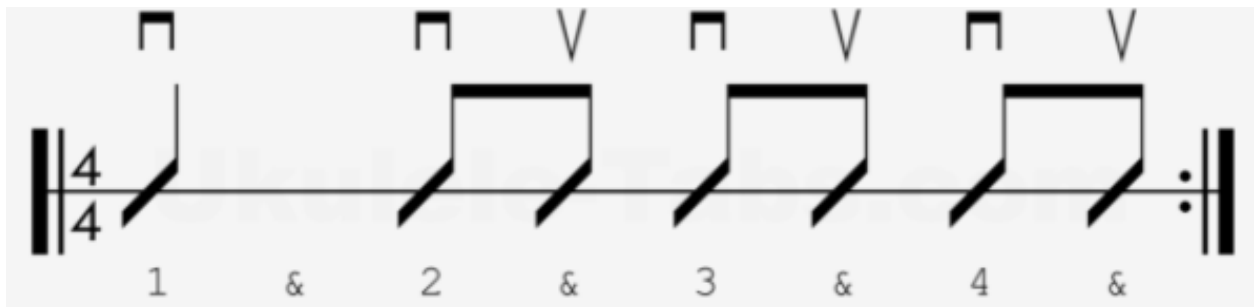
- In 4/4 time = ta-titi-ta-titi

Strumming Pattern #4: d-d-du-du

- In 4/4 time = ta-ta-titi-titi
-



Strumming Pattern #5: d-du-du-du
 - In 4/4 time = ta-titi-titi-titi



Strumming Pattern #6: d-d-du-d
 - In 4/4 time = ta-ta-titi-ta

